


## DEMOUNTABLE BARRIERS

Demountable barriers are engineered to provide similar levels of protection to permanent flood defences, but with the distinct advantage of being fully removable when not required. They comprise aluminium panels that are inserted into steel channels. Bespoke clamps compress specialist seals to create a reliable barrier against flood water.

These barriers can be supplied for virtually any configuration including arcs, closed rectangles or circles and straight runs of any length. The system can be used on slopes up to 20° and can be stepped for steeper gradients. Each system is load calculated based on application and the prevailing flood conditions and can be configured for flood depths up to 4m. A four-sided detail is available for openings that may become fully submerged.

To facilitate installation in new builds, we can supply preformed ground plates with integral anchors for the demountable supports. The systems can be also retrospectively fitted to suitable existing foundations in which case load certified, chemically fixed sleeve anchors are used to attach the demountable supports.





This leaves only stainless steel bolt blanks at each post location. Due to the strength of our beams, this can be at 3m spacing.



Purpose designed seals that resist silt clogging and reform even after prolonged compression, together with vandal resistant covers and lockable clamps, make these systems ideal for locations where semi-permanent installation is a requirement.

The modular design facilitates storage and transportation and the ergonomically positioned carrying handles enable all but the higher systems to be erected without the need for mechanical lifting equipment.

*Fully removable flush-finish perimeter defences - flood depths up to 4m, ideal for wide area defences.*



### USES


- Single building apertures.
- Openings in flood walls.
- Stainless / aluminium system for marine environments.
- Fully removable perimeter defence to buildings.
- A 'usually stored' system for erection when flood warnings received.

### BENEFITS

- Low cost system.
- Lightweight - sections allow safe lifting of 3m beams by one person for rapid deployment.
- Flexibility – can be configured to any geometry.
- High strength – single beams can span up to 3m unsupported. Spans up to 6.5m possible with optional back-braces.
- Choice of bottom seals - allow barriers to sit on existing non-porous surfaces.
- Completely removable - leaving a totally flat ground surface.
- Vandal resistant - covers and padlockable clamps available.
- Able to be powder coated to any RAL colour.
- Long life - using galvanized and aluminium components.



## DESIGN



### SIZES

- Unsupported spans possible up to 3m.
- Maximum spans of up to 6.5m possible with back bracing.
- Standard maximum flood control height of 4m, using 300mm standard beams.
- Beam weights of 8kg/m allow safe single person lifting of 2.5m beams.

### CONFIGURATIONS

- Any length or layout is achievable.
- Posts and beams can be tailored for any gradient.
- Posts can accommodate steps and changes in direction.

### INSTALLATION

- End posts can be surface mounted or recess mounted. Architectural coverplates can be applied to match building finishes.
- Intermediate posts require RC beam foundation. This can be under final surfacing finish with drilled in stainless steel sockets, or with cast in baseplates.
- Systems can be retrospectively fitted to any suitable foundation.
- Every system is bespoke designed using CAD and drawings provided.

### BESPOKE CAD DRAWINGS

